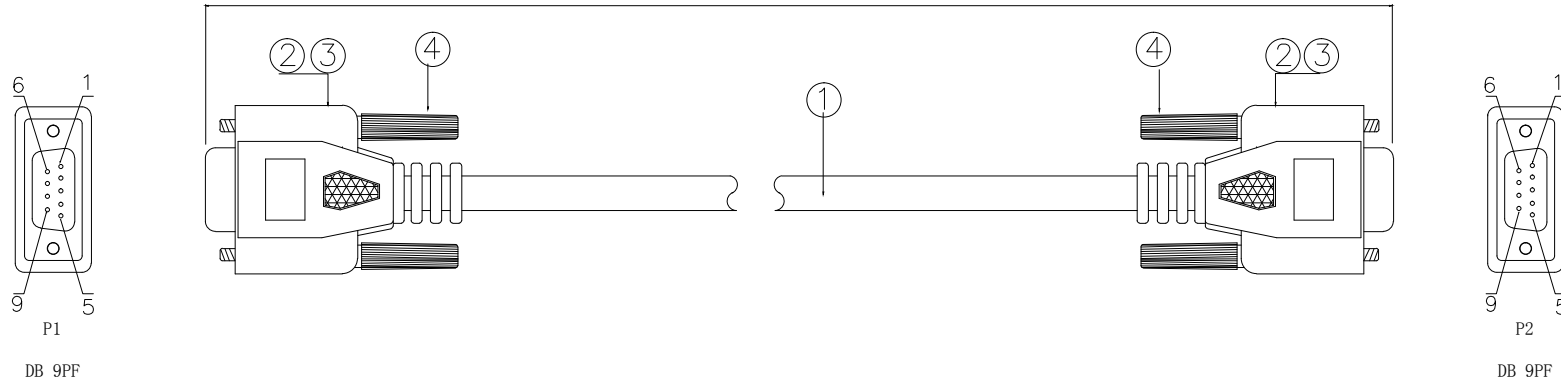



NOTE: ALL MATERIAL COMPLIANT ROHS STANDARD

REVISION INFORMATION			
Rev.	Rev. Date	Modified By	Brief Description
	2024.06.26	FYQ	CHANGE LOGO

3FT ± 2.5CM

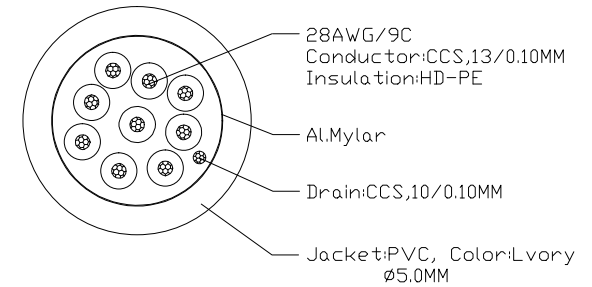


Wire point



shell ——— D ——— shell

Wire Details



Technical Requirements

1.Electrical Characteristics:

1.1.cable must pass electrical testing, no short circuit, open circuit, indirect sexual contact, insufficient insulation, dislocation, and other electrical contact resistance of adverse circumstances

1.2 Electrical Test Conditions

Conductor Resistance:10 Ω

2.Appearance requirements:

2.1 No shot short,shrink, flow liner

2.2 Wire surface printing clear, smooth appearance, can not have scratches and obvious color

2.3 Terminals can not have oxidation or electrodeposited coating fall off

3.Packing: Circle around a single package.

1).Material List :

④	SCREW	2. 3*45MM IVORY color screw stem	4	PCS
③	Outer Molding	45P PVC IVORY color plugs	NA	KG
②	Connector	DB 9PF two rows of blue iron shell plating nickel	2	PCS
①	Wire	28# (13/0. 10CCS)*9C+D (10/0. 10CCS)+AL+PVC, Lvory, OD:5. 0MM	3	ft
NO.	PART NAME	SPECIFICATION DESCRIPTION	QTY	UNIT

LANshack
Sales@LANshack.com | 888-568-1230

DRAWN BY	DATE: 2024.06.26	DESCRIPTION: DB9 Female to Female Serial Cable Fully Shielded With Molded Connectors
CHECKED BY	SHEET 1 of 1	ITEM NO. LSBL-FF-9-S-XX
APPROVED BY	SCALE 1:1	REV. 00 UNIT: mm